


Year ONE- Teacher's Book and Data CD extracts:

Lesson 9 - Activity 7 - Food Bingo

(Materials used to play this game are included in the Data CD)



Print this page twice and cut out the cards.

The preparation of this bingo is the same as in an ordinary Club even though the boards only have 3 pictures on them - one less than the usual game. The items depicted are as follows:

ICE-CREAM, CHEESE, CHOCOLATE, MILK, WATER, BREAD, A SANDWICH, TEA, SUGAR

Hand out the boards to the children. If you have 12 children, they can be in pairs.

You have probably developed your own favourite way of playing Bingo, but here is a simple and effective example:

Pick up a card from the pile and say the name of the food item depicted:

CHEESE ! WHO'S GOT THE CHEESE ?


The child who has cheese on his/her board must reply:

YES, I HAVE THE CHEESE ! or simply repeat the word

CHEESE !

Lesson 19 - Activity 8 - The story of the Fruit family

(Materials used to tell this story are included in the Data CD)

: you will find this story at www.lfclubs.com (Babelzone)



* This story covers a variety of topics including fruits and the family.

Use lots of mime, expression and action when telling the story with the Flashcards provided.

HERE IS THE FRUIT FAMILY. FATHER FRUIT, MOTHER FRUIT, BOY FRUIT AND GIRL FRUIT.

FATHER FRUIT LOVES BANANAS! HE EATS BANANAS ALL THE TIME!

MOTHER FRUIT LOVES GRAPES! SHE EATS GRAPES ALL THE TIME!

BOY FRUIT LOVES STRAWBERRIES! HE EATS STRAWBERRIES ALL THE TIME!

GIRL FRUIT LOVES PINEAPPLES! SHE EATS PINEAPPLES ALL THE TIME!

(use the family cards with plastic fruits or cards of the fruit to mime the actions)

HERE IS THE FRUIT FAMILY'S HOUSE. IT IS AN ORANGE!

THE HOUSE IS ROUND AND ORANGE. *(Flashcard)*

THE FRUIT FAMILY LIVE IN AN ORANGE IN A TREE. *(Flashcard)*

ONE DAY THE FRUIT FAMILY GOES OUT FOR A DRIVE. *(mime with the family cards)*

IT IS A VERY WINDY DAY! LOTS OF WIND! *(Flashcard)*

THE HOUSE FALLS ON THE GROUND (CRASH ! SPLAT !) *(Flashcard)*

THE FRUIT FAMILY COME BACK : " OH NO! WHERE IS OUR HOUSE?"

"WHERE ARE MY BANANAS?" SAYS FATHER FRUIT

"WHERE ARE MY GRAPES?" SAYS MOTHER FRUIT

"WHERE ARE MY STRAWBERRIES?" SAYS BROTHER FRUIT

"WHERE ARE MY PINEAPPLES?" SAYS SISTER FRUIT

FATHER FRUIT PICKS UP HIS BANANAS

MOTHER FRUIT PICKS UP HER GRAPES

BROTHER FRUIT PICKS UP HIS STRAWBERRIES

SISTER FRUIT PICKS UP HER PINEAPPLES *(mime using the plastic fruits)*


THEY TAKE THEIR FRUITS AND FIND ANOTHER HOUSE.

IT IS A BEAUTIFUL HOUSE, BIG AND ROUND AND RED! IT IS A.....TOMATO! (Flashcard)

Tell the story a second time, leaving gaps for the children to say the missing words, like father, mother, brother, sister, banana, grapes, etc...Then, you can ask the children to mime the story and act out a little play.

Lesson 55 - Activity 4 - Emma's favourite things

(Materials used for this activity are included in the Data CD)



Use Bingo cards to tell the following story. Alternatively use mime. Imitate the sounds of the different animals. This is usually more affective and gives the children the opportunity to join in as well.

EMMA IS OUT FOR A WALK. IT'S SUNNY AND HOT. "I LIKE THE SUN. THE SUN IS HOT."

EMMA SEES SOME FLOWERS. "I LIKE FLOWERS. THEY SMELL NICE."

SHE SEES A SHEEP. "I LIKE SHEEP. THEY ARE SOFT."

EMMA SEES AN APPLE IN A TREE. "I LIKE APPLES. THEY ARE GOOD TO EAT."

SHE SEES A ROSE. "I DON'T LIKE ROSES. THEY SMELL NICE BUT THEY ARE PRICKLY."

EMMA SEES TWO PIGS. "I DON'T LIKE PIGS. THEY ARE DIRTY."

SHE SEES A CAR. "I DON'T LIKE CARS. THEY SMELL HORRIBLE."

EMMA STOPS FOR A DRINK. SHE IS THIRSTY. "I LIKE ORANGE JUICE. IT'S NICE AND COLD."

EMMA THEN GOES HOME. SHE IS TIRED. "I LOVE MY BED. IT S WARM AND SOFT.

GOOD - NIGHT !!"

Encourage the children to contribute to the story by asking them what they like/dislike.

Ask them to sort the things Emma likes and dislikes.

Ask them to tell the story.